

SWADOH

NEW ORLEANS | PARIS

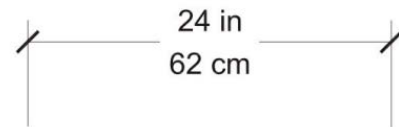
PALANQUIN TABLE 62/M

TABLE

CW01PAL1032

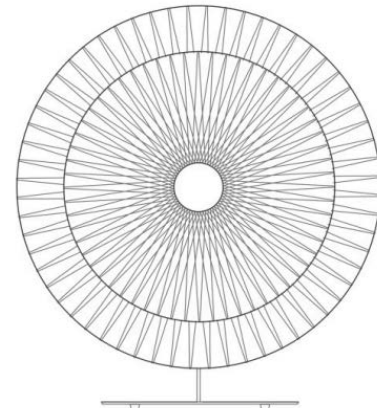
DIMENSIONS

Diameter 24in / 62cm
Width 6in / 15cm



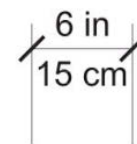
MOUNTING

Recommended Installers: 1
Weight: 8lbs
Wiring: Soft Wired



LAMP / WIRING

Bulb(s): LED E12 x 2
Max Wattage: 60W
Dimmable
120V Wiring



RATING

Suitable for DRY locations
UL Listed

