

SWADOH

NEW ORLEANS | PARIS

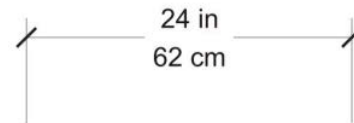
PALANQUIN FLUSHMOUNT 62/M

FLUSHMOUNT

CW01PAL6032

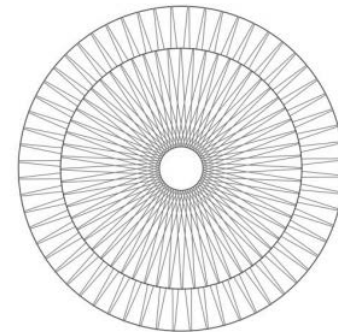
DIMENSIONS

Diameter 24in / 62cm
Width 6in / 15cm
Cable Length 79in / 200cm



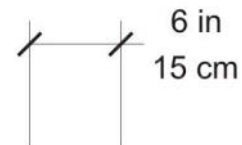
MOUNTING

Recommended Installers: 1
Weight: 8lbs
Junction Box: Standard



LAMP / WIRING

Bulb(s): LED E12 x 2
Max Wattage: 60W



Dimmable Driver
Not required

120 V Wiring

RATING

Suitable for DRY locations
UL Listed

